

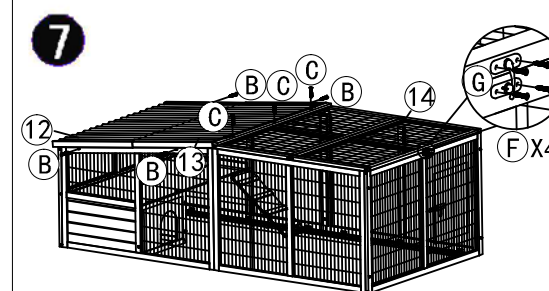
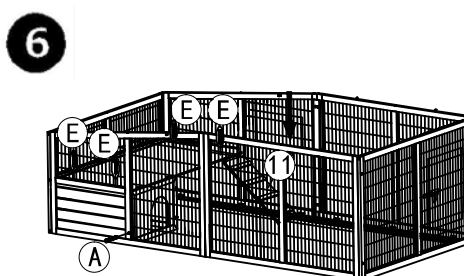
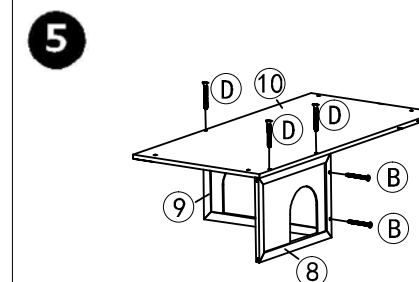
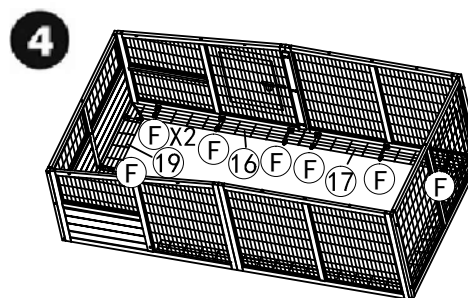
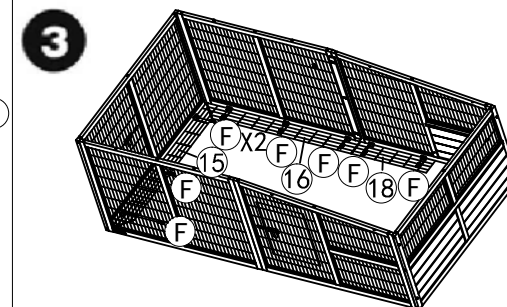
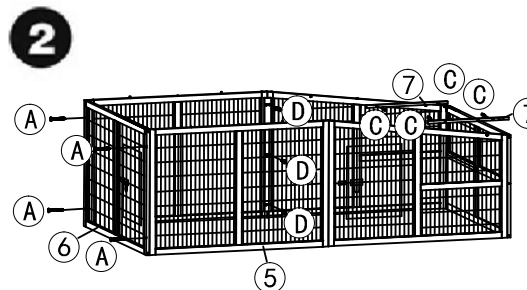
Aufbauanleitung für 81708 Gitterabstand vor Gebrauch für das jeweilige Kleintier prüfen!
Instruction de Montage 81708 Contrôler l'écart entre les grilles avant l'utilisation pour le petit animal !
Assembly Instructions of 81708 Check the distance between the bars for each animal before use.
Istruzioni per il montaggio di 81708 Prima dell'uso controllare la distanza delle barre per il rispettivo animale di piccola taglia!



Teile / Parts List

A M3.5x45 10pcs		B M3.5x35 7pcs		C M3.5x30 8pcs	
D M3.5x25 10pcs		E M3.5x20 4pcs		F M3.0x16 21pcs	
G 1pcs					
1 1pcs	2 1pcs	3 1pcs	4 1pcs		
5 1pcs	6 1pcs	7 2pcs	8 1pcs		
9 1pcs	10 1pcs	11 1pcs	12 1pcs		
13 1pcs	14 1pcs	15 1pcs	16 2pcs	17 1pcs	
18 1pcs	1				
19 1pcs					

Steps:



DE

Um die Lebensdauer zu verlängern, sollte das Holz mit geeignetem Anstrich nachbehandelt werden.

FR

Pour augmenter la durée de vie de ce produit il convient de réaliser un traitement complémentaire avec une teinture similaire.

EN

In order to enhance life expectancy it is advisable to treat the wood with an appropriate additional coating.

IT

Per prolungare la vita bisogna ancora trattare il legno con una verniciatura adatta.

Albert Kerbl GmbH, Felizenzell 9,84428 Buchbach, Germany



<https://youtu.be/h-oiPlzNOMU>